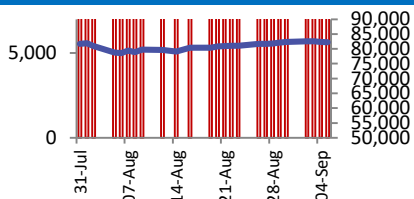
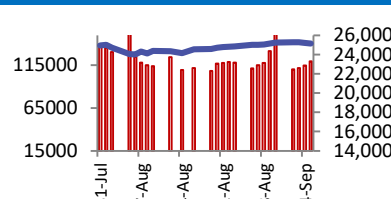


BSE



Open	82470
High	82617
Low	82130
Close	82201
Change	-151
Volume (Lacs)	7744
Turnover (Rs.inCr)	7909

NSE



Open	25251
High	25275
Low	25128
Close	25145
Change	-54
Volume(Lacs)	45248
Turnover(Rs.in Cr)	119706

World Markets	Current	Previous	Pt. Chg	Var(%)
Dow	40756	40975	(219)	-0.5%
Dow Futures	40864	40829	35	0.1%
Nasdaq	17128	17084	44	0.3%
FTSE	8242	8270	(28)	-0.3%
Nikkei	36568	36657	(89)	-0.2%
Hang Seng	17444	17457	(13)	-0.1%
Gift Nifty	25173	25200	(27)	-0.1%
Straits Singapore	3467	3459	8	0.2%
South Korea	2554	2576	(22)	-0.9%
Taiwan	21392	21188	204	1.0%
Shanghai	2798	2788	10	0.4%

Commodity Prices	Current	Previous	Pt. Chg	Var(%)
Copper (\$/MT)	9092	8960	132.0	1.5%
Alumin (\$/MT)	2379	2397	(18.0)	-0.8%
Zinc (\$/MT)	2738	2796	(58.0)	-2.1%
Brent Crude (\$/bbl)	73.0	73.0	0.0	0.0%
Gold (\$/Ounce)	2518	2517	1.0	0.0%
Silver (\$/Ounce)	29.0	29.0	0.0	0.0%
Light Crude (\$/bbl)	69.0	69.0	0.0	0.0%
N G (\$/mmbtu)	2.0	2.0	0.0	0.0%
Sugar (\$/MT)	528.0	529.0	(1.0)	-0.2%
Rubber (Rs./kg)	230.0	231.5	(1.5)	-0.6%
Baltic Dry Index	1919	1902	17.0	0.9%

Currency Exchange Rate	Current	Previous	Var(%)
Rs./\$ rate	83.98	83.97	0.01%
Rs./ Euro	93.18	92.83	0.38%
Rs./Chinese Yuan	11.84	11.85	-0.08%
Yen /\$ rate	143.18	143.45	-0.19%
\$ US/Euro	1.11	1.11	0.00%

Dollar Index	Current	Previous	Var(%)
Dollar Index	105.26	105.28	-0.02%

Support/ Resistance Levels for Today		
	Nifty	Bank Nifty Fut
Support 1	25050	51500
Support 2	24940	51270
Resistance	25230	52000

Securities in Ban For Trade	
ABFRL	BALRAMCHIN
BANDHANBNK	BIOCON
CHAMBLFERT	HINDCOPPER
RBLBANK	

Market Review

US: US stocks faltered as Wall Street's anxiety intensified just hours before the eagerly awaited US jobs report. S&P 500 ended 0.30% lower at 5,503.41, extending its decline into a third consecutive day despite some gains among major tech stocks. The Dow Jones ended 0.54% lower at 40,755.75. However, Nasdaq Composite ended 0.25% higher at 17,127.66.

Asia: Asian indices were mixed in early trade with South Korea's Kospi trading more than 1.3% lower at 6:37 a.m., while Japan's Nikkei and Australia's ASX 200 were flat.

India: India's benchmark indices ended lower on Thursday, dragged down by heavyweights Reliance Industries Ltd. and Bharti Airtel Ltd. **Market is expected to open on a negative note and likely to witness range bound move during the day.**

Global economy:

U.S. Secretary of State Antony Blinken on Thursday called for renewing a United Nations mandate for an international security mission to help Haiti fight armed gangs that have taken over much of the country's capital and expanded to nearby regions. The mission's mandate, first approved for 12 months, is set to expire at the start of October, but has seen few results with few troops on the ground and far less funding than hoped. At this critical moment you need more funding, you need more personnel to sustain and carry out the objectives of this mission, Blinken told a press conference in Port-au-Prince.

A U.S. judge on Thursday temporarily blocked President Joe Biden's administration from implementing its latest student debt forgiveness plan, just days after seven Republican-led states filed a lawsuit seeking to halt it. U.S. District Judge J. Randal Hall in Augusta, Georgia, said the states had established a likelihood of proving the Education Department lacked authority to cancel student loans under the plan, which the states alleged it was on the verge of doing.

Commodities: Oil prices edged up in early trading on Friday as investors weighed a big withdrawal from U.S. crude inventories and a delay to production hikes by OPEC+ producers against mixed U.S. employment data.

Gold prices held steady on Friday, but were headed for a weekly gain, while market focus shifted to a crucial U.S. payrolls report for better clarity into the extent of an expected rate reduction this month.

Currency: The U.S. dollar sagged near a one-week low versus major peers on Friday with job market indicators sending mixed signals ahead of crucial monthly payrolls data later in the day that is almost certain to set the pace for Federal Reserve policy easing.

FII Derivative Transactions (Rs. Cr)

Contracts	Purchase		Sell		Net	Open Interest (OI)		OI (Previous day)		Change	
	Contract	Value	Contract	Value		Contract	Value	Contract	Value	Contract	Value
Index Future	24182	1597	34562	2267	(670)	577539	38310	597355	39539	(19816)	(1229)
Index Option	36713353	2365788	37645245	2424459	(58671)	4373546	294837	5842751	380533	(1469205)	(85696)
Stock Future	306349	24751	359025	28951	(4200)	4129874	329728	4147414	330535	(17540)	(807)
Stock Option	392060	33053	425614	35751	(2698)	433435	34968	382041	30890	51394	4078
Total	37435944	2425189	38464446	2491428	(66239)	9514394	697843	10969561	781497	(1455167)	(83654)

FII All Activity-BBG (Rs Cr)	Buy	Sell	Net
29-Aug-24	31783	17256	14527
30-Aug-24	86919	85415	1504
2-Sep-24	18159	12399	5760
3-Sep-24	21693	18657	3036
4-Sep-24	17701	16115	1586
Month to date- Sep	57553	47172	10382
FII (Prov.) (Rs Cr)	Buy	Sell	Net
30-Aug-24	89968	84650	5318
2-Sep-24	13773	12037	1735
3-Sep-24	19444	18415	1029
4-Sep-24	16585	15610	975
5-Sep-24	17447	18136	(689)
Month to date-Sep	67249	64197	3051
DII (Prov.) (Rs. Cr)	Buy	Sell	Net
30-Aug-24	18357	21555	(3198)
2-Sep-24	12539	12182	356
3-Sep-24	11867	9971	1896
4-Sep-24	13584	13487	97
5-Sep-24	14803	11832	2971
Month to date-Sep	52793	47472	5321
FII Debt - BBG (Rs. Cr)	Buy	Sell	Net
29-Aug-24	1315	1072	243
30-Aug-24	555	387	169
2-Sep-24	1380	645	735
3-Sep-24	707	1490	(782)
4-Sep-24	1684	1129	554
Month to date- Sep	3772	3265	507

Market Breadth	BSE		NSE	
	No.	%	No.	%
Advance	2249	56%	1556	56%
Decline	1679	42%	1141	41%
Unchanged	110	3%	57	2%

Market Turnover	05-Sep	04-Sep	Var (%)
BSE Cash	7909	8121	-3%
NSE Cash	119706	114786	4%
NSE Futures	119219	133206	-11%
NSE Options	38986900	56345435	-31%
Total (Rs.Cr)	39233734	56601549	-31%

Volatility Index	05-Sep	04-Sep
Volatility Index	14.21	14.38

Index PE - TTM	05-Sep	Yr. High	Yr. Low
Sensex	24.1	26.0	21.8
Nifty	23.4	28.8	20.3

Corporate News

Fresh Saudi Projects Bump Up KEC International's Order Book By Rs 1,423 Crore

KEC International Ltd. announced on Thursday that it has secured new contracts worth Rs 1,423 crore for the design, supply, and installation of 380 kV transmission lines in Saudi Arabia. "These orders in Saudi Arabia, along with the earlier orders in the UAE and Oman, have further reinforced our leadership in the Middle East and substantially enhanced our international T&D order book (NDTV Profit)

Wipro enlisted by JFK International Air Terminal to meet net zero targets

Wipro has been enlisted by JFK International Air Terminal (JFKIAT) the operator of JFK's Terminal 4 - to help meet its net zero targets. Wipro Consulting's sustainability practice was selected by JFKIAT to assess the Terminal's greenhouse gas emissions, develop a carbon reduction roadmap, and create its 2023 sustainability report aligned with JFKIAT's sustainability targets. JFKIAT's target is to reduce their Scope 1 and 2 emissions by 50% prior to 2030 and by 100% prior to 2050. (BS)

Economy

Exporters compile traceability proofs of land to comply with EU's new deforestation regulation

Indian exporters are putting together traceability proofs such as geolocation coordinates of plots of land and details of their entire supply chain as they gear up to comply with the European Union's new regulation on deforestation. The EU Deforestation Regulation (EUDR) requires firms to ensure that products exported to the EU have been grown on land which has not been deforested after December 31, 2020. (ET)

International

YouTube terminating Tenet Media channel after US indictment

YouTube said on Thursday it was terminating the Tenet Media channel and four channels operated by Tenet owner Lauren Chen, following an indictment from the U.S. Department of Justice. The Justice Department on Wednesday filed money-laundering charges against two employees of Russian state media network RT for what officials said was a scheme to hire an American company to produce online content to influence the 2024 presidential election. Justice Department officials said the two employees used shell companies and fake personas to pay \$10 million to an unnamed Tennessee company to produce online videos aimed at amplifying political divisions in the United States. (Inv)

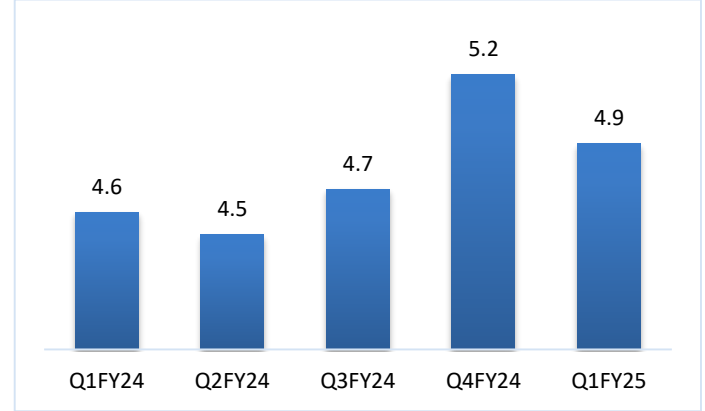
Top 5 Nifty Gainers	05-Sep	04-Sep	Var(%)
TITAN	3723	3608	3.2%
LTIM	6149	6071	1.3%
WIPRO	525	519	1.1%
BPCL	361	357	1.0%
ITC	511	506	1.0%
Top 5 Nifty Losers	05-Sep	04-Sep	Var(%)
CIPLA	1628	1652	-1.5%
RELIANCE	2986	3029	-1.4%
DRREDDY	6696	6787	-1.3%
COALINDIA	497	504	-1.3%
BRITANNIA	5850	5927	-1.3%

BSE Index Watch	Last	1 day	1 wk	1 mth	1 yr
SENSEX	82201	-0.2%	0.1%	4.6%	24.8%
MIDCAP	49197	0.3%	0.8%	7.8%	53.2%
SMLCAP	56522	0.6%	1.7%	8.6%	48.9%
AUTO	58417	-0.4%	-0.5%	5.2%	61.7%
BANKEK	58420	0.1%	0.4%	3.4%	17.5%
Capital Goods	72376	-0.6%	-0.6%	3.2%	57.9%
FMCG	23264	-0.1%	1.1%	4.6%	23.5%
Health Care	43593	0.4%	2.4%	8.9%	53.7%
IT	43301	0.4%	0.0%	10.2%	32.7%
METAL	31524	0.0%	-2.7%	3.9%	36.3%
Oil & Gas	32416	-0.3%	-1.3%	5.1%	69.2%
Power	8098	-0.4%	-1.1%	0.1%	77.2%
Realty	8137	-1.0%	0.7%	4.1%	78.1%

NSE USD Futures	05-Sep	04-Sep	Var (%)
August Expiry (Rs./\$)	83.86	83.86	0.0%
Sept Expiry (Rs./\$)	83.64	83.64	0.0%
Total Turnover (Rs. Crore)	6242	1505	315%

Sectors	TTM PE
Auto	33.69
Auto Ancillary	53.33
Banking	14.79
Engineering	43.8
Cement	80.11
Diamonds & Jewellery	53.67
Housing Finance	24.7
Infrastructure & Const	36.84
Metals-Aluminium	40.93
Metal – Steel	19.63
Oil Expl.	14.81
Pharma	13.19
Power – Gen. Supp.	46.15
Information Tech.	27.28
Sugar	24.9
Telecom Serv. Prov.	85.78
Tyres	27.07

JK Cement Ltd. quarterly sales volume (in MT)
(Source: Company Data)



10 year G-Sec Yield	Current	Previous	Change
US	3.72%	3.73%	(1) bps
Japan	0.88%	0.88%	0 bps
India	6.86%	6.86%	0 bps
UK	3.92%	3.94%	(2) bps
Libor 3 Mths	5.26%	5.27%	(1) bps

Indian Eco Data	Current	Previous	Var(%)
Forex Reserve (US\$ in bn)	654	652	0.3%
Inflation - WPI	2.04%	3.36%	(132) bps
Inflation - CPI	3.54%	5.08%	(154) bps

India GDP	Q1FY25	Q4FY24	Var(%)
Growth	6.70%	7.76%	(106)bps

Monetary Policy	Current	Previous	Change
Repo Rate	6.50%	6.50%	0 bps
Reverse Repo Rate	3.35%	3.35%	0 bps
CRR	4.50%	4.50%	0 bps
O/S Banking System Liquidity (Rs bn)	2381	2451	(70.0)

IIP Growth %	Jun-24	Jun-23	Apr-Feb
IIP	4.2	4.0	5.6
Mining	10.3	7.6	7.6
Manufacturing	2.6	3.5	4.4
Electricity	8.6	4.2	9.2

ADR Price Movement

Company	Price (US\$)	Volume	Previous Day Price	Volume	Variance (%)	No. of Share Per ADR	ADR Price (Rs.)	BSE Price	Variance (%)
Infosys Tech	22.90	6270116	23.06	5557985	-0.69%	1	1923.17	1933.15	-0.5%
Wipro	6.30	1286019	6.27	1639009	0.48%	1	529.08	524.85	0.8%
Dr.Reddy's	79.64	225772	81.73	273011	-2.56%	1	6688.26	6695.75	-0.1%
ICICI Bank	29.11	4389616	29.60	5991873	-1.66%	2	1222.35	1235.95	-1.1%
HDFC Bank	60.95	3326668	61.71	2581591	-1.23%	3	1706.22	1645.45	3.7%

GDR's (US\$)

	Prices	Prev. Close	Change	Var %
L&T	43.30	43.90	(0.6)	-1.4%
RIL	71.00	72.80	(1.8)	-2.5%
SBI	96.50	97.70	(1.2)	-1.2%

US Economy Data	Current	Previous
Inflation (%) (YoY)	2.90%	3.00%
Unemployment (%)	4.30%	4.10%

Interest Rate (%)	Current	Previous
Fed Rate	5.50%	5.50%

US GDP	Q2CY24	Q1CY24
Growth (QoQ Annualized)	3.00%	1.40%

China Economy Data	Current	Previous
GDP	4.70%	5.30%
Inflation – CPI (%)	0.50%	0.20%

Economic Calendar

	Date
Indian GDP Data	29 Nov
Indian Inflation Data CPI	12 Sep
Indian Inflation Data WPI	16 Sep
Indian Monetary Policy	09 Oct
India's Industrial Production (IIP)	12 Sep
US Inflation Data	11 Sep
US GDP	26 Sep
US Unemployment Data	16 Sep
US Fed Rate	18 Sep
China GDP	18 Oct
China Inflation Data	9 Sep

Event Update

Name	Date	Purpose
Alufluoride Ltd.	06-09-24	Rs.3.00 per share(30%)Final Dividend
Aztec Fluids & Machinery Ltd.	06-09-24	Interim Dividend
Chemcrux Enterprises Ltd.	06-09-24	Rs.1.00 per share(10%)Final Dividend
GNA Axles Ltd.	06-09-24	Rs.2.00 per share(20%)Final Dividend
Gujarat Narmada Valley Fertilizers & Chemicals Ltd.	06-09-24	Rs.16.50 per share(165%)Final Dividend
Gujarat State Petronet Ltd.	06-09-24	Rs.5.00 per share(50%)Dividend
Hindprakash Industries Ltd.	06-09-24	Rs.0.50 per share(5%)Final Dividend
Jagsonpal Pharmaceuticals Ltd.	06-09-24	Rs.5.00 per share(100%)Final Dividend
Kalahridhaan Trendz Ltd.	06-09-24	Dividend
KRBL Ltd.	06-09-24	Rs.4.00 per share(400%)Final Dividend
Krishanveer Forge Ltd.	06-09-24	Rs.2.00 per share(20%)Final Dividend
Krishival Foods Ltd.	06-09-24	Dividend
Ladderup Finance Ltd.	06-09-24	Buy Back of Shares
Medi Assist Healthcare Services Ltd.	06-09-24	Rs.4.00 per share(80%)Final Dividend
Metro Brands Ltd.	06-09-24	Rs.2.25 per share(45%)Final Dividend
NBCC (India) Ltd.	06-09-24	Rs.0.63 per share(63%)Final Dividend
NDL Ventures Ltd.	06-09-24	Rs.1.00 per share(10%)Final Dividend
Patel Integrated Logistics Ltd.	06-09-24	Right Issue of Equity Shares
Perfectpac Ltd.	06-09-24	Rs.1.00 per share(50%)Final Dividend
Phoenix Township Ltd.	06-09-24	Rs.0.25 per share(2.5%)Final Dividend
Protean e-Gov Technologies Ltd.	06-09-24	Rs.10.00 per share(100%)Final Dividend
Qness Corp Ltd.	06-09-24	Rs.6.00 per share(60%)Final Dividend
Sika Interplant Systems Ltd.	06-09-24	Rs.10.00 per share(100%)Final Dividend

Bulk Deal As On 05/09/24

BSE

Security Code	Security Name	Client Name	Deal	Quantity	Price
544224	AFCOM	ISHAAN TRADEFIN LLP	S	160800	453.54
544224	AFCOM	ISHAAN TRADEFIN LLP	B	99600	448.2
542524	AIHL	ALPESHBHAI RASIKLAL SHAH	S	4400	35.64
542524	AIHL	ALPESHBHAI RASIKLAL SHAH	B	24400	32.35
542524	AIHL	DIGISH RAMESH PANDIT HUF	B	18000	34.13
542524	AIHL	JIGNABEN ALPESHBHAI SHAH	S	6921	35.66
542524	AIHL	JIGNABEN ALPESHBHAI SHAH	B	49183	32.35
542524	AIHL	MANJULA VINOD KOTHARI	S	25000	35.65
542524	AIHL	MANJULA VINOD KOTHARI	B	10000	32.35
542524	AIHL	NIRALI VIJAYBHAI SHAH	B	15000	32.35
542524	AIHL	PIYUSHBHAI MAHENDRABHAI DOSHI	S	166657	32.35
542524	AIHL	RUCHIRA GOYAL	B	20000	35.7
542524	AIHL	SIDDARTHA SIDDARTHA	S	33333	32.63
542524	AIHL	VIVEK KANDA	B	25000	32.35
531017	ARISE	KALPANA MADHANI SECURITIES PRIVATE LIMITED	B	30000	30.73
531017	ARISE	RAJENDRABA GHANSHAYAMSINH JADEJA	S	80000	30.73
542285	AXITA	KUSHAL NITINBHAI PATEL	S	2132349	21.72
524516	BACPHAR	GULECHA INVESTMENT AND TRADING COMPANY PVT LTD	S	220099	20.7
524516	BACPHAR	MANUBHAI AMRUTLAL SHAH	B	103000	20.7
524516	BACPHAR	NAVIN KESHRIAL MEHTA	B	60000	20.7
544231	BROACH	ANIL GURMUKH BHAGWANI NRE	B	42000	29.44
539559	DDIL	ANKURBISHT	S	401233	9.2
539559	DDIL	JAI VINAYAK SECURITIES	S	299131	9.84
539559	DDIL	JAI VINAYAK SECURITIES	B	283914	9.5
539559	DDIL	NITIN BAKSHI	S	284200	9.54
539559	DDIL	RAMESH LAL	S	58621	9.74
539559	DDIL	RAMESH LAL	B	608852	9.27
540080	DHATRE	PKG FINANCERS PRIVATE LIMITED	S	1000160	14.49
540080	DHATRE	RUPA AGARWAL	S	580808	14.57
530959	DIANATEA	JAINAM SHARE CONSULTANTS PVT. LTD.	S	90200	35.58
521137	EUREKAI	MICRO SPARK VENTURES LLP	B	50000	5.93
502865	FORBESCO	INDIA DISCOVERY FUND LIMITED	S	131434	631.09
539041	GANVERSE	ATUL SALUJA HUF	B	125000	80.74
539041	GANVERSE	GOPAL AGARWAL	S	70000	80.9
539041	GANVERSE	SARTHAK AGARWAL	S	100000	80
531723	GATECH	VISHAL SRIVASTAVA	S	3500000	1.66
531758	GKCONS	AKHILESH KUMAR	B	32984	21.24
532957	GOKAKTEX	BRIDGE INDIA FUND	B	200610	199
532957	GOKAKTEX	INDIA DISCOVERY FUND LIMITED	S	200610	199
531913	GOPAIST	BALDEVBHAI GOPALBHAI PATEL	S	95000	8.1
531913	GOPAIST	CHAUDHARY ASHARAM BHOLARAM HUF	B	25000	8.1
531913	GOPAIST	DATTATRAYLALASAHEBGAIKWAD	B	127000	7.99
531913	GOPAIST	KUNDANBEN BHAVESHBHAI PATEL	S	387680	8.08
531913	GOPAIST	N L RUNGTA (HUF)	S	103848	8.01
531913	GOPAIST	PRAJAKTA P DICHOLKAR	B	61000	8.1
531913	GOPAIST	RAJASREE RAMDAS	B	123456	8.1
531913	GOPAIST	RUTUJA SUJIT YELMAME	B	30500	8.09
531913	GOPAIST	SANGITABEN GANESHBHAI KANANI	S	25000	8.02
531913	GOPAIST	STEPHENARULMADHAV	B	100000	8.09
531913	GOPAIST	TARLABEN PRAKASHBHAI PATEL	B	36760	7.9

543951	INNOVATUS	MINIBOSS CONSULTANCY PRIVATE LIMITED	S	42000	68.4
533315	INOVSYNTH	MULTIPLIER SHARE & STOCK ADVISORS PRIVATE LIMITED	S	150000	73.9
502901	JAMSHRI	MULTIPLIER SHARE & STOCK ADVISORS PRIVATE LIMITED	S	37603	286.2
538794	JETINFRA	DHARMIK DILIP SHAH	B	60000	22.86
544221	KIZI	BONANZA PORTFOLIO LIMITED	S	36000	43.23
544221	KIZI	BONANZA PORTFOLIO LIMITED	B	60000	44.99
539408	KUBERJI	MULTIPLIER SHARE & STOCK ADVISORS PRIVATE LIMITED	S	20000	24.32
539408	KUBERJI	N L RUNGTA (HUF)	S	21158	23.66
539408	KUBERJI	RUPAL MEGH SHAH	S	21600	24.32
530119	NATRAJPR	AMBRISH TYAGI	S	573	57.81
530119	NATRAJPR	AMBRISH TYAGI	B	20000	56.98
531254	OPTIFIN	NOPEA CAPITAL SERVICES PRIVATE LIMITED	B	61191	117.98
531254	OPTIFIN	VINOD HARILAL JHAVERI	S	60000	118
500317	OSWALAGRO	ALLIANCE TECHNO PROJECTS LIMITED	B	1259172	63
500317	OSWALAGRO	LUCKYSTAR ENTERTAINMENTS LIMITED	S	1258422	63
539290	OSWALGREEN	ALLIANCE TECHNO PROJECTS LIMITED	S	2600000	51
539290	OSWALGREEN	APPU IMPEX LIMITED	S	3686208	51
539290	OSWALGREEN	BHAVANI TECHNO PROJECTS LIMITED	S	4854925	51
539290	OSWALGREEN	LUCKYSTAR ENTERTAINMENTS LIMITED	S	1320525	51
539290	OSWALGREEN	OSWAL AGRO MILLS LTD.	B	12461658	51
531395	PADAMCO	RAJEV GUPTA .	S	25000	81.01
530095	PRADHIN	PREETI BHAUKA	S	25812	48.59
511557	PROFINC	PRATAP CHAMPSHI LODAYA	B	1093634	1.73
511557	PROFINC	URJA INVESTMENT PRIVATE LIMITED	B	1200000	1.78
538452	QUASAR	VAKANDA SERVICES PRIVATE LIMITED	B	179782	21.09
538452	QUASAR	VIVEK AGARWAL	S	50758	20.29
539495	RAJKOTINV	NURULLA SYED	B	5161	39.46
539495	RAJKOTINV	SAURABH GUPTA	S	10097	39.47
544237	RAPID	MULTIPLIER SHARE & STOCK ADVISORS PRIVATE LIMITED	S	19200	88.15
539760	RELICAB	MANISH JAJU	B	67000	150
539760	RELICAB	NOPEA CAPITAL SERVICES PRIVATE LIMITED	S	129535	150.39
519191	RGRL	DIVYA KANDA	B	50000	10.19
519191	RGRL	SANJAY ARUNKUMAR CHOKSI	S	100000	9.79
544189	SATTRIX	WEALTH FIRST PORTFOLIO MANAGERS PVT LTD.	B	40000	184.31
539921	SEIL	LEGENDS GLOBAL OPPORTUNITIES (SINGAPORE) PTE. LTD.	B	3277714	119.16
539921	SEIL	LEGENDS GLOBAL OPPORTUNITIES (SINGAPORE) PTE. LTD.	B	2277714	118.85
539921	SEIL	LGOF GLOBAL OPPORTUNITIES LIMITED	S	2277714	118.85
539921	SEIL	LGOF GLOBAL OPPORTUNITIES LIMITED	S	2277714	118.85
539921	SEIL	NEW LEAINA INVESTMENTS LIMITED	S	1800000	119.32
534708	SHANTIGURU	EPITOME TRADING AND INVESTMENTS	S	96000	30.85
534708	SHANTIGURU	EPITOME TRADING AND INVESTMENTS	B	99000	28.42
544080	SHILINDORE	ANISHA RAOOF DHANANI	S	96200	1219.3
544080	SHILINDORE	DEEPDER REAL ESTATE LLP	B	97098	1219.29
511493	SHRYDUS	ARYAMANVIKRAMJAIN	S	255550	18.15
511493	SHRYDUS	DHARMESSH SHAH	S	166252	18.15
511493	SHRYDUS	MAFATLAL HIRACHAND HUF	S	262972	18.15
511493	SHRYDUS	SAUMIL A BHAVNAGRI HUF	B	775000	18.15
511493	SHRYDUS	SUNRISE GILTS AND SECURITIES PVT LTD	B	1050000	18.15
511493	SHRYDUS	VINITABEN PINKESHKUMAR SHAH	S	262972	18.15
508905	SMIFS	AJAY KUMAR KAYAN	S	400550	63.5
508905	SMIFS	LALITA KAYAN	S	154300	63.5
508905	SMIFS	MACKERTICH CONSULTANCY SERVICES PVT. LTD.	S	558500	63.5
508905	SMIFS	PROGRESSIVE STAR FINANCE PRIVATE LIMITED	B	558500	63.5
508905	SMIFS	STEWART INVESTMENT & FINANCIAL PRIVATE LIMITED	B	565150	63.5

540914	SRUSTEELS	HARESH CHIMANLAL BHATT	B	101430	12
539406	SWAGTAM	GUNJAN AGARWAL	S	6000	68.06
544186	TOTEM	ANTARA INDIA EVERGREEN FUND LTD	B	580000	340.5
544186	TOTEM	INDIA DISCOVERY FUND LIMITED	S	837000	340.88
544242	TRAVELS	BLACK FOX FINANCIAL PVT LTD	S	111000	57.75
544242	TRAVELS	ESHA SUHAS KHABIYA	B	60000	57.75
544242	TRAVELS	PURVA SUHAS KHABIYA	B	60000	55.82
544242	TRAVELS	RAM UDAYSINGH NIMBALKAR	B	69000	57.75
544242	TRAVELS	RAVI ASHOK KOTHARI	B	72000	55.85
544242	TRAVELS	VIBHA TRIPATHI	B	72000	55
531846	TRINITYLEA	SANTOSH KUMAWAT	S	55000	13.9
537582	UNISHIRE	FORT SHARE BROKING PVT LTD.	S	130000	2.72
537582	UNISHIRE	SHRISHTI AGRAWAL	S	60000	2.67
537582	UNISHIRE	SHRISHTI AGRAWAL	B	190000	2.7
503675	WAGEND	VENDIGGE ENGINEERING PROJECTS PRIVATE LIMITED	S	258691	1.4

NSE

Security Code	Security Name	Client Name	Deal	Quantity	Price
AARTISURF	Aarti Surfactants Limited	LABDHI BUSINESS TRUST	SELL	150000	660
AARTISURF	Aarti Surfactants Limited	NIKHIL HOLDINGS PRIVATE LIMITED	BUY	150000	660
AXITA	Ax ita Cotton Limited	KUSHAL NITINBHAI PATEL	SELL	4476500	21.66
AXITA	Ax ita Cotton Limited	SUSHMA AGGARWAL	SELL	1313463	21.82
DUGLOBAL	DUDIGITAL GLOBAL LIMITE	AVIATOR GLOBAL INVESTMENT FUND	SELL	1550000	71.9
DUGLOBAL	DUDIGITAL GLOBAL LIMITE	LEGENDS GLOBAL OPPORTUNITIES (SINGAPORE) PTE. LTD.	BUY	1550000	71.9
ECOSMOBLTY	Ecos (India) Mob & Hosp L	PLUTUS WEALTH MANAGEMENT LLP	BUY	429425	473.1
GATECH	GACM Technologies Limite	NNM SECURITIES PVT LTD	SELL	3500000	1.66
GATECHDVR	GACM Technologies Limite	STATSOL RESEARCH LLP	SELL	640521	1.81
HILTON	Hilton Metal Forging Limi	NEXIA INTERNATIONAL PRIVATE LIMITED	SELL	254000	86
IDEALTECHO	Ideal Technoplast Ind Ltd	ISHAAN TRADEFIN LLP	BUY	40000	114.8
IDEALTECHO	Ideal Technoplast Ind Ltd	MULTIPLIER SHARE & STOCK ADVISORS PRIVATE LIMITED	SELL	96000	114.8
LIBAS	Libas Consu Products Ltd	ASHAPURA COMMODITIES	SELL	250000	20.37
LIBAS	Libas Consu Products Ltd	RAKESH KUMAR MANDAL	SELL	170000	21.35
MFSL	Max Fin Serv Ltd	MAX VENTURES INVESTMENT HOLDINGS PRIVATE LIMITED	SELL	11000000	1107.37
MAXPOSURE	Max posure Limited	DHOOT INDUSTRIAL FINANCE LTD	SELL	116000	110.31
MOS	Mos Utility Limited	MINERVA VENTURES FUND	BUY	129600	285.94
MOS	Mos Utility Limited	SAINT CAPITAL FUND	BUY	149600	285
OCCL	Oriental Carbn & Chem Ltd	MANSI SHARE AND STOCK ADVISORS PVT LTD	SELL	50162	257.13
OSWALGREEN	Oswal Greentech Limited	FASHION SUITINGS PVT LTD	SELL	1347236	52.6
PULZ	Pulz Electronics Limited	ROHAN GUPTA	BUY	72000	156.16
RTNINDIA	RattanIndia Ent Limited	CONNECOR INVESTMENT ENTERPRISE LIMITED .	SELL	8261130	83.45
RTNINDIA	RattanIndia Ent Limited	LGOF GLOBAL OPPORTUNITIES LTD	SELL	11792853	81.94
SABAR	Sabar Flex India Limited	SOURABH AGARWAL	SELL	160000	21.1
THANGAMAYL	Thangamayil Jewellery Ltd	CHANDRAMOGAN R G	BUY	353353	2140
TIMESCAN	Timescan Logistics Ind L	REVATI HOLDINGS PRIVATE LIMITED	BUY	40000	73.05
TROM	Trom Industries Limited	CHANAKYA OPPORTUNITIES FUND I	SELL	72000	244.34
UTSSAV	Utssav CZ Gold Jewels Ltc	ASHIKA GLOBAL SECURITIES PRIVATE LIMITED	SELL	136800	162.62
UTSSAV	Utssav CZ Gold Jewels Ltc	HUTOXY KERSI BHADHA	BUY	130800	199.71
UTSSAV	Utssav CZ Gold Jewels Ltc	MOUNTAIN VENTURES	SELL	139200	168.97
VDEAL	Vdeal System Limited	MULTIPLIER SHARE & STOCK ADVISORS PRIVATE LIMITED	SELL	31200	194.84

Disclosure:

Research Reports that are published by Nirmal Bang Securities Private Limited (hereinafter referred to as “NBSPL”) are for private circulation only. NBSPL is a registered Research Analyst under SEBI (Research Analyst) Regulations, 2014 having Registration no. INH000001766. NBSPL is also a registered Stock Broker with National Stock Exchange of India Limited, BSE Limited, Metropolitan Stock Exchange of India Limited, Multi Commodity Exchange of India Limited and , National Commodity and Derivative Exchange Limited in Capital Market , Equity and Commodities derivatives segments and Currency Derivatives Segment .

NBSPL has other business divisions with independent research teams separated by Chinese walls, and therefore may, at times, have different or contrary views on stocks and markets.

NBSPL or its associates have not been debarred / suspended by SEBI or any other regulatory authority for accessing / dealing in securities Market since last 20 years. NBSPL, its associates or analyst or his relatives do not hold any financial interest (Except Investment) in the subject company. NBSPL or its associates or Analyst do not have any conflict or material conflict of interest at the time of publication of the research report with the subject company. NBSPL or its associates or Analyst or his relatives may or may not hold beneficial ownership of 1% or more in the subject company at the end of the month immediately preceding the date of publication of this research report.

NBSPL or its associates / analyst has not received any compensation / managed or co-managed public offering of securities of the company covered by Analyst during the past twelve months. NBSPL or its associates have not received any compensation or other benefits from the company covered by Analyst or third party in connection with the research report. Analyst has not served as an officer, director or employee of Subject Company. NBSPL / analyst has not been engaged in market making activity of the subject company.

Analyst Certification: The research analysts and authors of these reports, hereby certify that the views expressed in this research report accurately reflects my/our personal views about the subject securities, issuers, products, sectors or industries. It is also certified that no part of the compensation of the analyst(s) was, is, or will be directly or indirectly related to the inclusion of specific recommendations or views in this research. The analyst(s) principally responsible for the preparation of this research report and has taken reasonable care to achieve and maintain independence and objectivity in making any recommendations.

Disclaimer:

The Research Report is for the personal information of the authorized recipient and does not construe to be any investment, legal or taxation advice. NBSPL is not soliciting any action based upon it. Nothing in the research report shall be construed as a solicitation to buy or sell any security or product, or to engage in or refrain from engaging in any such transaction. In preparing the research report, we did not take into account the investment objectives, financial situation and particular needs of the reader.

The research report has been prepared for the general use of the clients of NBSPL and must not be copied, either in whole or in part, or distributed or redistributed to any other person in any form. If you are not the intended recipient you must not use or disclose the information in the research report in any way. Though disseminated to all the customers simultaneously, not all customers may receive the research report at the same time. NBSPL will not treat recipients as customers by virtue of their receiving the research report. The research report is not directed or intended for distribution to or use by any person or entity resident in a state, country or any jurisdiction, where such distribution, publication, availability or use would be contrary to law, regulation or which would subject NBSPL & its group companies to registration or licensing requirements within such jurisdictions.

The report is based on the information obtained from sources believed to be reliable, but we do not make any representation or warranty that it is accurate, complete or up-to-date and it should not be relied upon as such. We accept no obligation to correct or update the information or opinions in it. NBSPL or any of its affiliates or employees shall not be in any way responsible for any loss or damage that may arise to any person from any inadvertent error in the information contained in the research report. NBSPL or any of its affiliates or employees do not provide, at any time, any express or implied warranty of any kind, regarding any matter pertaining to this report, including without limitation the implied warranties of merchantability, fitness for a particular purpose, and non-infringement. The recipients of the research report should rely on their own investigations.

This information is subject to change without any prior notice. NBSPL reserves its absolute discretion and right to make or refrain from making modifications and alterations to this statement from time to time. Nevertheless, NBSPL is committed to providing independent and transparent recommendations to its clients, and would be happy to provide information in response to specific client queries.

Before making an investment decision on the basis of research report, the reader needs to consider, with or without the assistance of an adviser, whether the advice is appropriate in light of their particular investment needs, objectives and financial circumstances. There are risks involved in securities trading. The price of securities can and does fluctuate, and an individual security may even become valueless. International investors are reminded of the additional risks inherent in international investments, such as currency fluctuations and international stock market or economic conditions, which may adversely affect the value of the investment. Opinions expressed are subject to change without any notice. Neither the company nor the director or the employees of NBSPL accept any liability whatsoever for any direct, indirect, consequential or other loss arising from any use of the research report and/or further communication in relation to the research report. Here it may be noted that neither NBSPL, nor its directors, employees, agents or representatives shall be liable for any damages whether direct or indirect, incidental, special or consequential including lost revenue or lost profit that may arise from or in connection with the use of the information contained in the research report.

Copyright of this document vests exclusively with NBSPL.

Our reports are also available on our website

Registration granted by SEBI and certification from NISM in no way guarantee performance of NBSPL or provide any assurance of returns to investors.

Nirmal Bang Research (Division of Nirmal Bang Securities Pvt. Ltd.)

B-2, 301/302, Marathon Innova,
Opp. Peninsula Corporate Park
Off. Ganpatrao Kadam Marg
Lower Parel(W), Mumbai-400013
Board No. : 91 22 6723 8000/8001
Fax. : 022 6723 8010